

Item 5

Review of Annual Listing of Obligated Projects for FY 2024

PRESENTER: CRAIG LUEBKE, TPO STAFF

NO ACTION REQUIRED

A summary of Federal transportation obligations in the Knoxville TPO
Planning Area between October 1st, 2023 and September 30th, 2024.

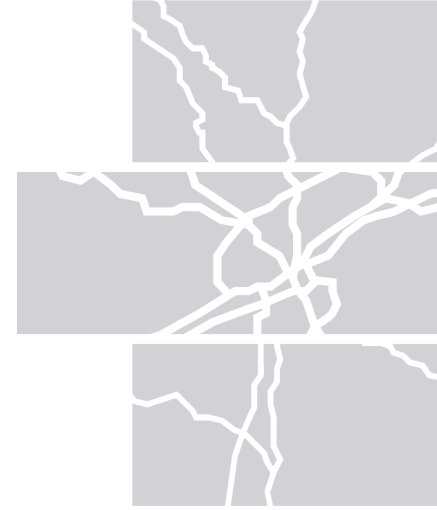
FISCAL YEAR 2024



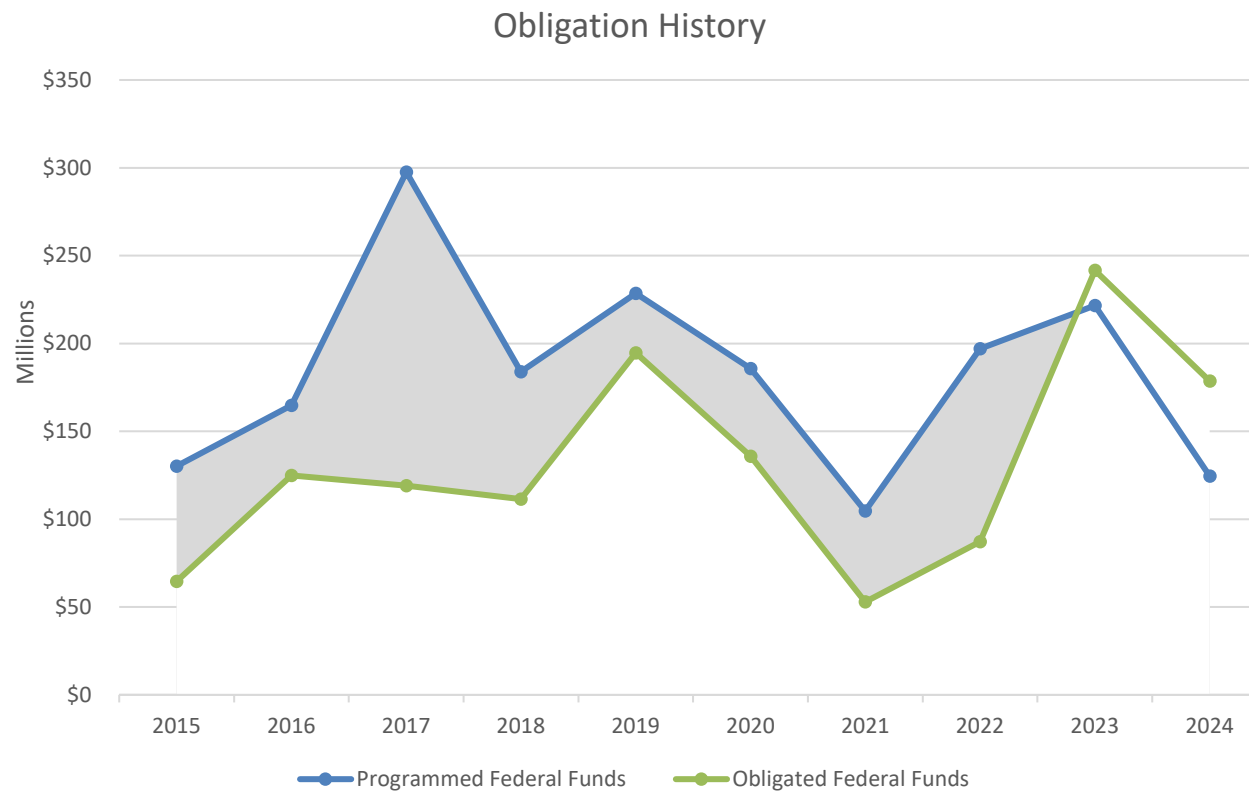
tpo

KNOXVILLE REGIONAL

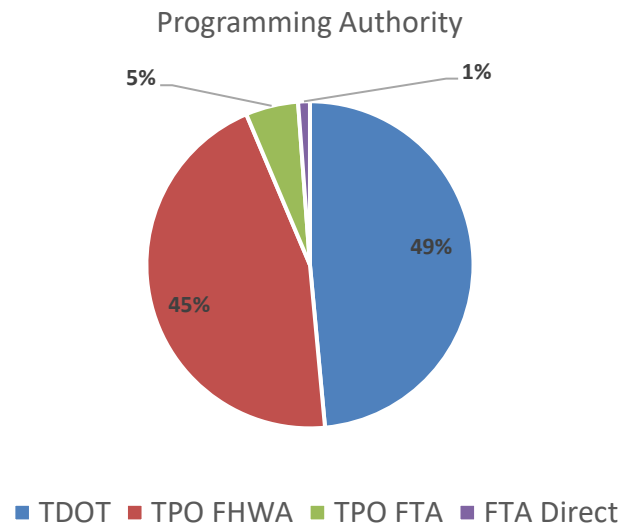
ANNUAL LISTING OF FEDERALLY OBLIGATED PROJECTS



Obligation History



Obligations by Programming Authority



TDOT

- \$86.7M (48.5%)

TPO

- FHWA \$80.6M (45.1%)
- FTA \$9.3M (5.2%)

FTA Direct

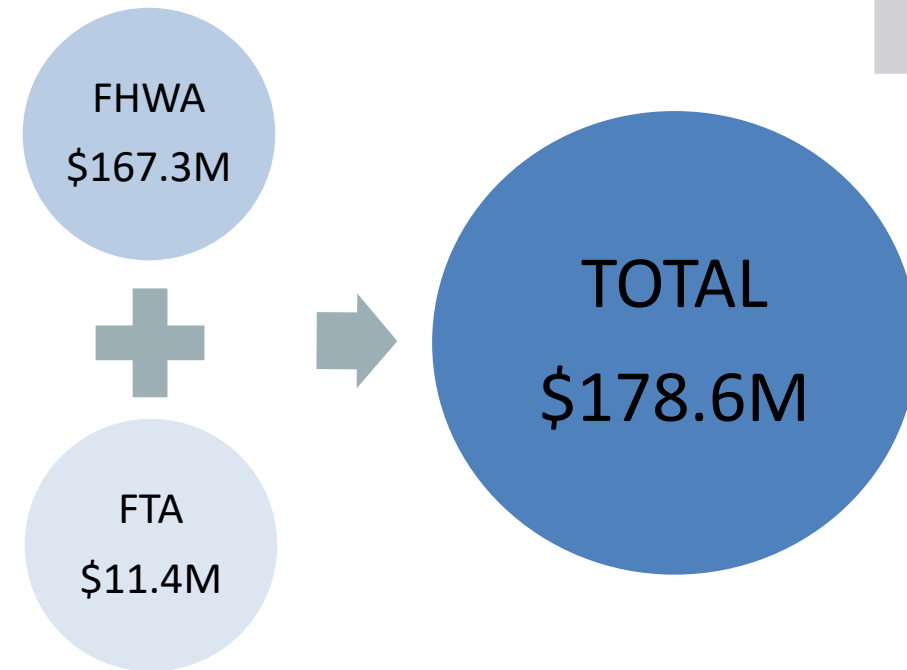
- \$2.1M (1.2%)

TOTAL

- \$178.6M

Obligations by Funding Source

Fund Type	Obligated	% of Obligations
BRR-S	-\$20,314	0%
CMAQ	\$2,513,757	1.4%
HIP	\$511,413	0.3%
HIP CRRSAA	\$0	0.0%
HSIP	\$4,531,558	2.5%
HSIP-R	\$92,485	0.1%
L-STBG	\$80,286,974	44.9%
L-STBG-TA	\$285,943	0.2%
NHPP	\$65,252,168	36.5%
PHSIP	\$6,810	0.0%
S-STBG	\$9,639,951	5.4%
S-STBG-TA	\$4,153,429	2.3%
TRANSIT	\$3,771,127	2.1%
FHWA Flex to Transit	\$7,597,427	4.3%



Obligations by Project Type

Project Type	Federal Funds Obligated	% of Obligations
Interstate	\$34,801,793	19.5%
State Route	\$94,737,055	53.0%
Local Route	\$18,766,234	10.5%
ITS/Signal	\$12,670,864	7.1%
Transit	\$11,368,554	6.4%
Other	\$616,810	0.3%
Bike/Ped	\$5,661,417	3.2%
TOTAL	\$178,622,728	

TPO Managed Funds

Funding Source	Obligated	Programmed	% Obligated
HIP Obligations	\$511,413	\$661,484	77%
L-STBG Obligations + Flex to FTA	\$80,716,401	\$33,834,791	239%
L-STBG-TA Obligations	\$285,943	\$4,972,000	6%
CRP Obligations	\$0	\$2,554,400	0%

FY 2024 L-STBG Review

Revenues \$70.0M

- Rollover: \$53.9M
- +
- Annual Allocation: \$13.0M

Committed to
Projects
(TIP Programming)
\$31.9M

Rollover to
FY 2025
\$35.1M
*(\$26.9M
Programmed)*

FY 2024 L-STBG-TA Review

Revenues \$4.9M

- Rollover: \$3.4M
- +
- Annual Allocation: \$1.6M



Committed to
Projects
(TIP Programming)
\$3.4M



Rollover to
FY 2025
\$1.6M
*(\$2.6M
Programmed)*

FY 2024 Carbon Reduction Program (CRP)

Revenues \$4.7M

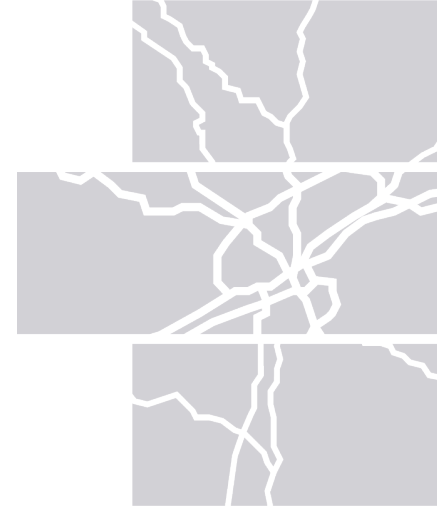
- Rollover: \$3.1
- +
- Annual Allocation: \$1.6M



Committed to
Projects
(TIP Programming)
\$2.6M



Rollover to
FY 2025
\$2.1M
(\$812K
Programmed)



Current and previous reports are available on the TPO website at:

<https://knoxtpo.org/projects/transportation-improvement-program/>

Looking Ahead

- Continue to monitor TPO Funding Contingency Reserve and Cost Overruns with regular updates



Questions or comments?

Contact:
craig.luebke@knoxtpo.org
865.215.3825