

# Item 5

## Review of Annual Listing of Obligated Projects for FY 2024

**PRESENTER: CRAIG LUEBKE, TPO STAFF**

**NO ACTION REQUIRED**

A summary of Federal transportation obligations in the Knoxville TPO  
Planning Area between October 1st, 2023 and September 30th, 2024.

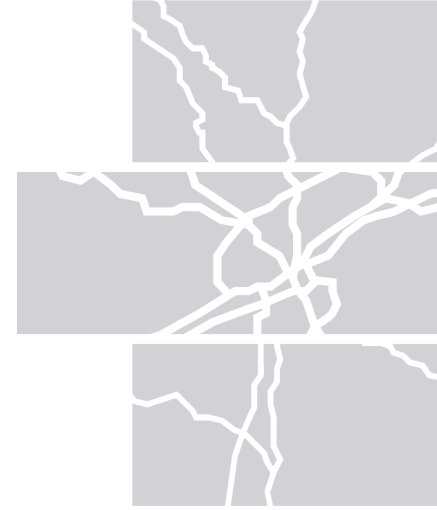
FISCAL YEAR 2024



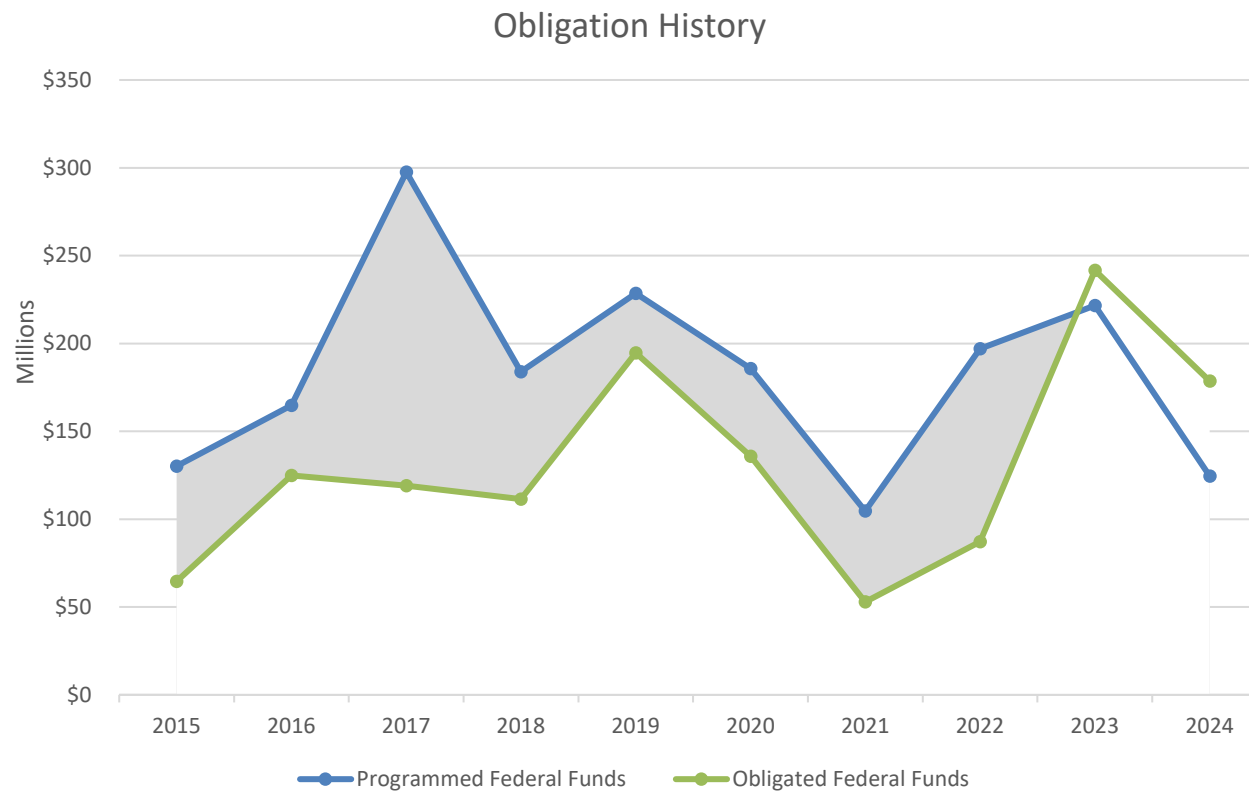
**tpo**

KNOXVILLE REGIONAL

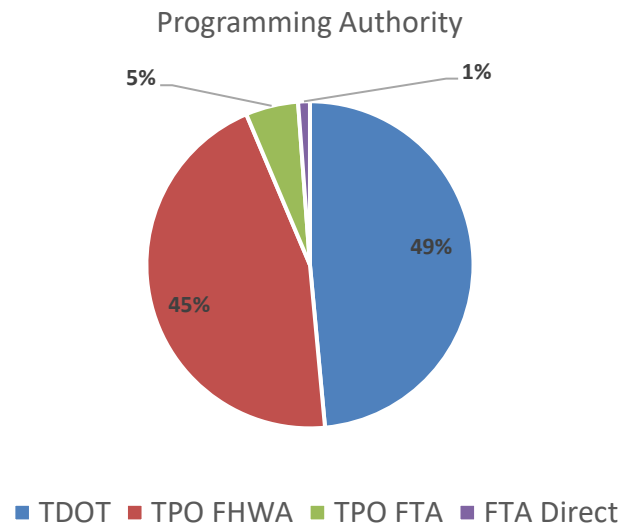
# ANNUAL LISTING OF FEDERALLY OBLIGATED PROJECTS



# Obligation History



## Obligations by Programming Authority



TDOT

- \$86.7M (48.5%)

TPO

- FHWA \$80.6M (45.1%)
- FTA \$9.3M (5.2%)

FTA Direct

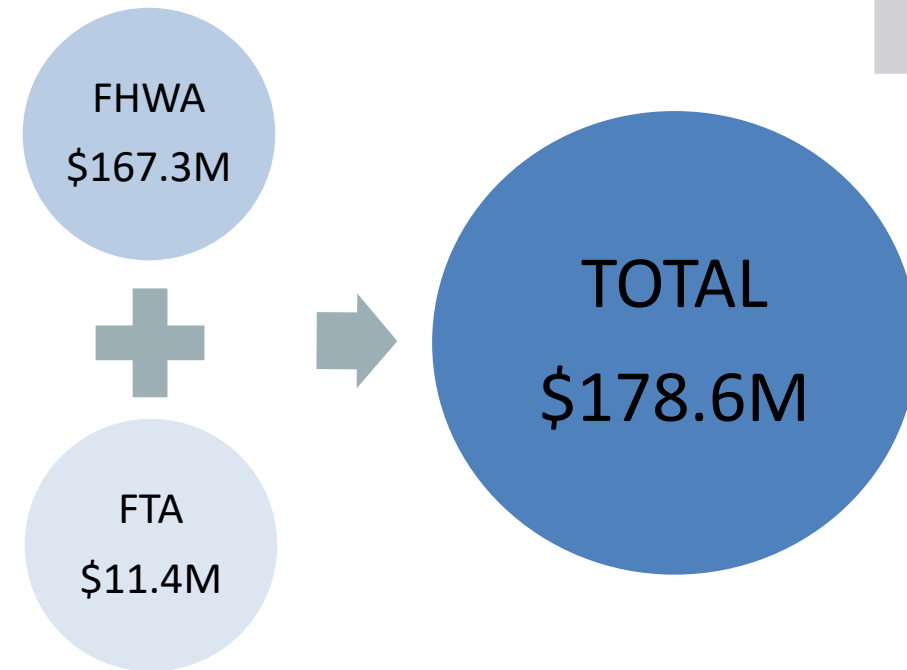
- \$2.1M (1.2%)

TOTAL

- \$178.6M

# Obligations by Funding Source

Fund Type	Obligated	% of Obligations
BRR-S	-\$20,314	0%
CMAQ	\$2,513,757	1.4%
HIP	\$511,413	0.3%
HIP CRRSAA	\$0	0.0%
HSIP	\$4,531,558	2.5%
HSIP-R	\$92,485	0.1%
L-STBG	\$80,286,974	44.9%
L-STBG-TA	\$285,943	0.2%
NHPP	\$65,252,168	36.5%
PHSIP	\$6,810	0.0%
S-STBG	\$9,639,951	5.4%
S-STBG-TA	\$4,153,429	2.3%
TRANSIT	\$3,771,127	2.1%
FHWA Flex to Transit	\$7,597,427	4.3%



## Obligations by Project Type

Project Type	Federal Funds Obligated	% of Obligations
Interstate	\$34,801,793	19.5%
State Route	\$94,737,055	53.0%
Local Route	\$18,766,234	10.5%
ITS/Signal	\$12,670,864	7.1%
Transit	\$11,368,554	6.4%
Other	\$616,810	0.3%
Bike/Ped	\$5,661,417	3.2%
<b>TOTAL</b>	<b>\$178,622,728</b>	

## TPO Managed Funds

Funding Source	Obligated	Programmed	% Obligated
HIP Obligations	\$511,413	\$661,484	77%
L-STBG Obligations + Flex to FTA	\$80,716,401	\$33,834,791	239%
L-STBG-TA Obligations	\$285,943	\$4,972,000	6%
CRP Obligations	\$0	\$2,554,400	0%

# FY 2024 L-STBG Review

Revenues \$70.0M

- Rollover: \$53.9M
- +
- Annual Allocation: \$13.0M

Committed to  
Projects  
(TIP Programming)  
\$31.9M

Rollover to  
FY 2025  
\$35.1M  
*(\$26.9M  
Programmed)*



## FY 2024 L-STBG-TA Review

Revenues \$4.9M

- Rollover: \$3.4M
- +
- Annual Allocation: \$1.6M



Committed to  
Projects  
(TIP Programming)  
\$3.4M



Rollover to  
FY 2025  
\$1.6M  
*(\$2.6M  
Programmed)*

## FY 2024 Carbon Reduction Program (CRP)

Revenues \$4.7M

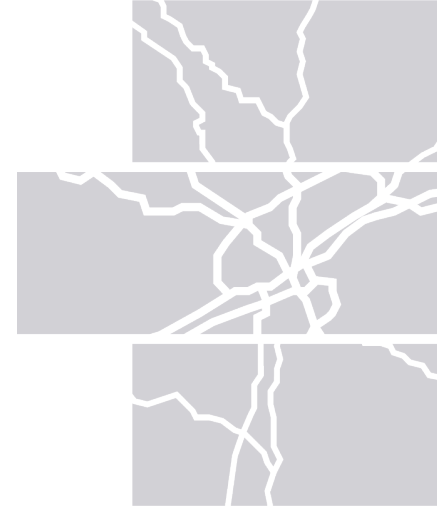
- Rollover: \$3.1
- +
- Annual Allocation: \$1.6M



Committed to  
Projects  
(TIP Programming)  
\$2.6M



Rollover to  
FY 2025  
\$2.1M  
(\$812K  
Programmed)



**Current and previous reports are available on the TPO website at:**

<https://knoxtpo.org/projects/transportation-improvement-program/>

## **Looking Ahead**

- Continue to monitor TPO Funding Contingency Reserve and Cost Overruns with regular updates



# Questions or comments?

Contact:  
[craig.luebke@knoxtpo.org](mailto:craig.luebke@knoxtpo.org)  
865.215.3825